



# How to Include Sponsorship in a Virtual Conference

*Going virtual doesn't mean you lose sponsorship opportunities, it creates new opportunities to monetize!*



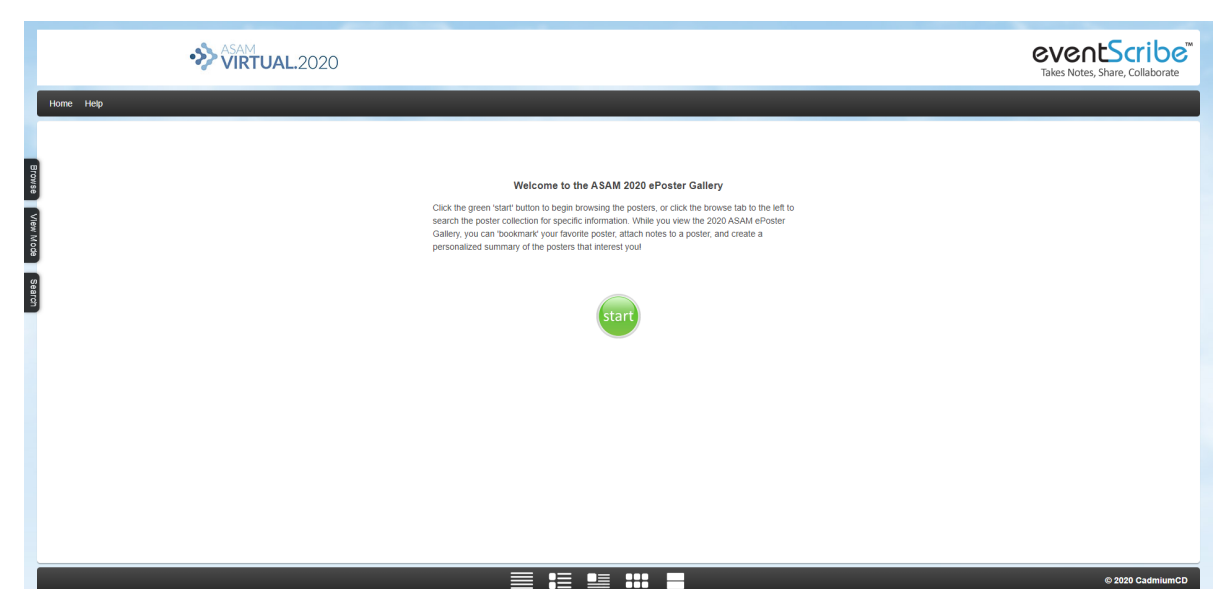
## Dedicated Page for Sponsors and Exhibitors

House all your sponsors in one place and have their resources available to attendees in a virtual exhibit hall.




## Sponsor Various Areas on the Website

Offer logo and branding space to a variety of commonly clicked on areas in your Virtual Conference site.



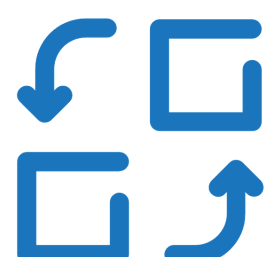
## Sponsor Slides

As attendees are waiting for the presentation to begin, allow sponsors to have a slide about their organization.



## Live Sponsor Interviews

Interview your sponsors live before or at the end of a session.



## Rotating Sponsor Images

Give your sponsors a spotlight with rotating and clickable images on your homepage.



## Sponsor Session Preceding the Learning Opportunities

Let your sponsors have the floor before a new session begins!



## Pre-Produced Sponsor Videos

Sponsors can supply pre-produced videos to reside in the exhibit hall or be played before or after a session.



## Virtual Meetups for Sponsors and Exhibitors

Allow attendees and sponsors/exhibitors to interact through virtual meetups

